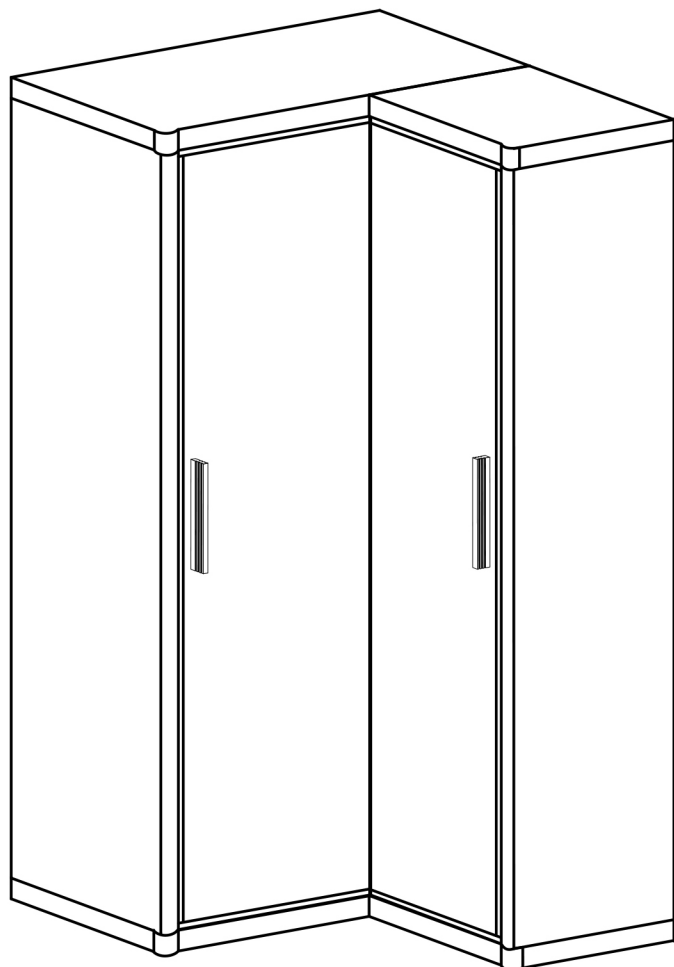
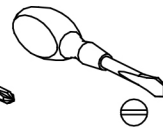



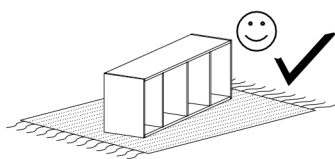
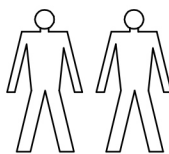
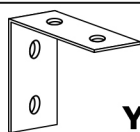


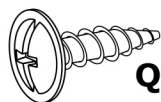
DALLAS 21



Nr	D[mm]	S[mm]	G[mm]	
1	553	450	48	1
2	1000	590	48	1
3	1000	590	48	1
4	553	450	48	1
5	1810	423	16	1
6	1810	562	16	1
7	1810	100	32	1
8	1810	100	32	1
9	1810	435	16	1
10	1810	400	16	1
11	966	400	16	1
12	966	80	16	1
13	548	380	16	4
14	1835	990	2,5	1
15	1835	840	2,5	1
16	1780	463	16	1
17	1780	463	16	1



Y - 1 St.



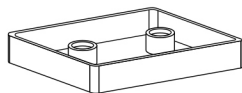
Q - 2 St.
3,5x16 mm



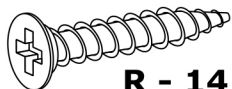
X1 - 38 St.



X2 - 2 St.



A - 7 St.




R - 14 St.
3,9x25 mm




M - 1 St.



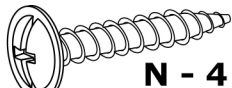
T - 2 St.




F - 6 St.



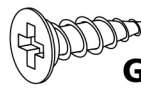
S - 6 St.



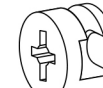
N - 4 St.
4x27 mm



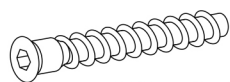
U - 2 St.



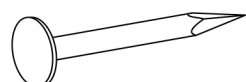
G - 37 St.
3,5x16 mm



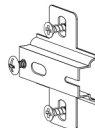
L - 38 St.



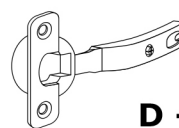
W - 2 St.



E - 100 St.



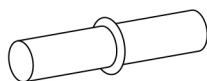
C - 8 St.




D - 4 St.



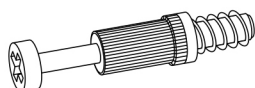
Z - 1 St.



P - 20 St.



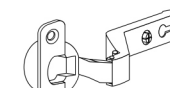
B - 20 St.



K - 26 St.

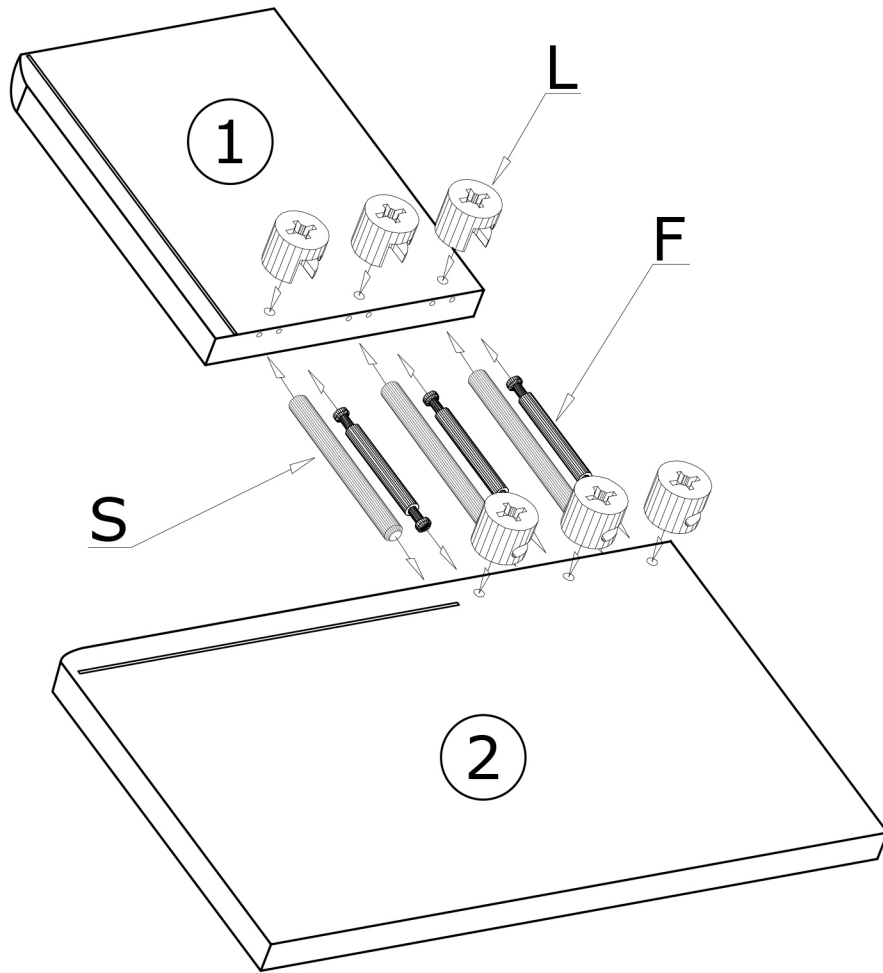


Z - 1 St.

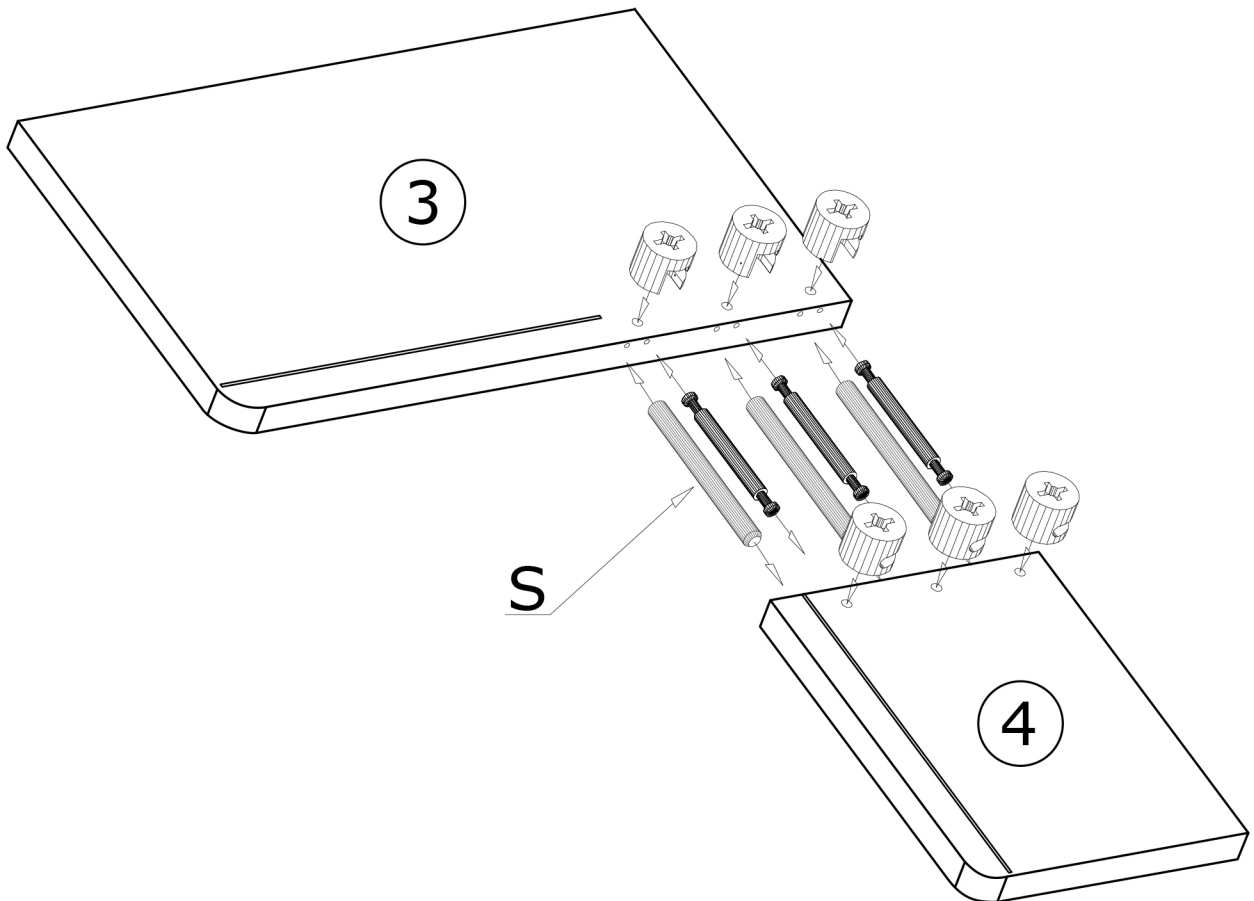


J - 4 St.

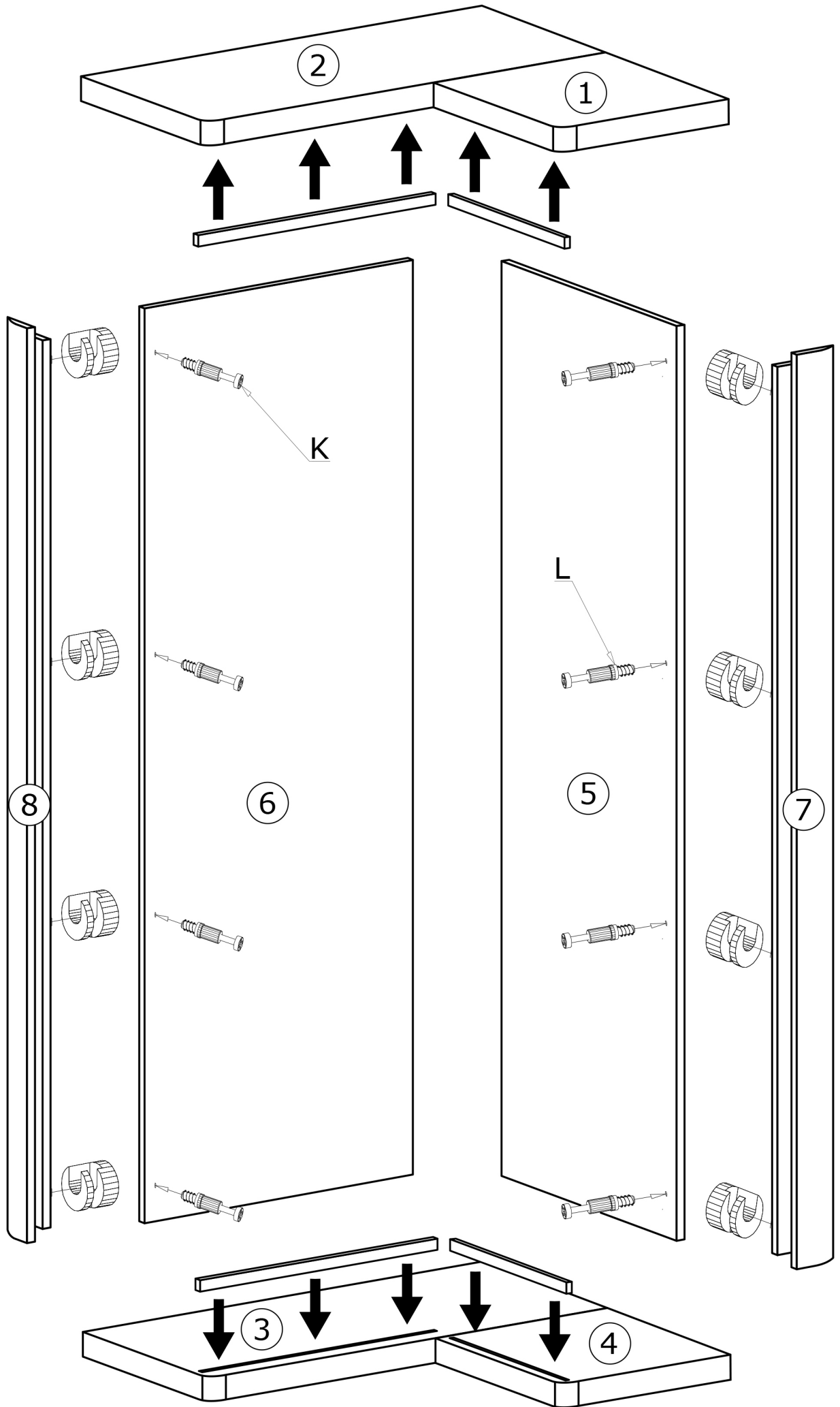
I



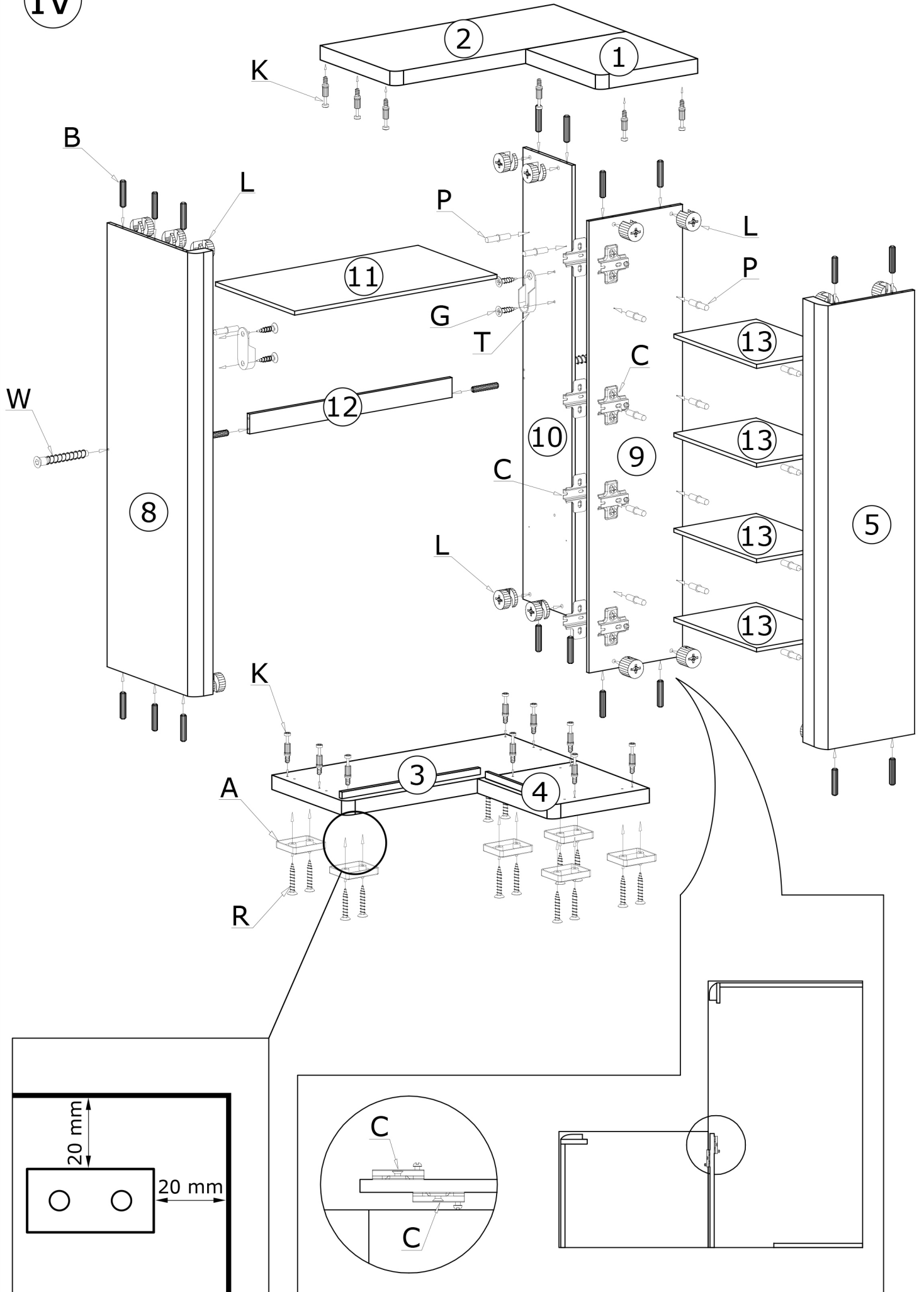
II



III

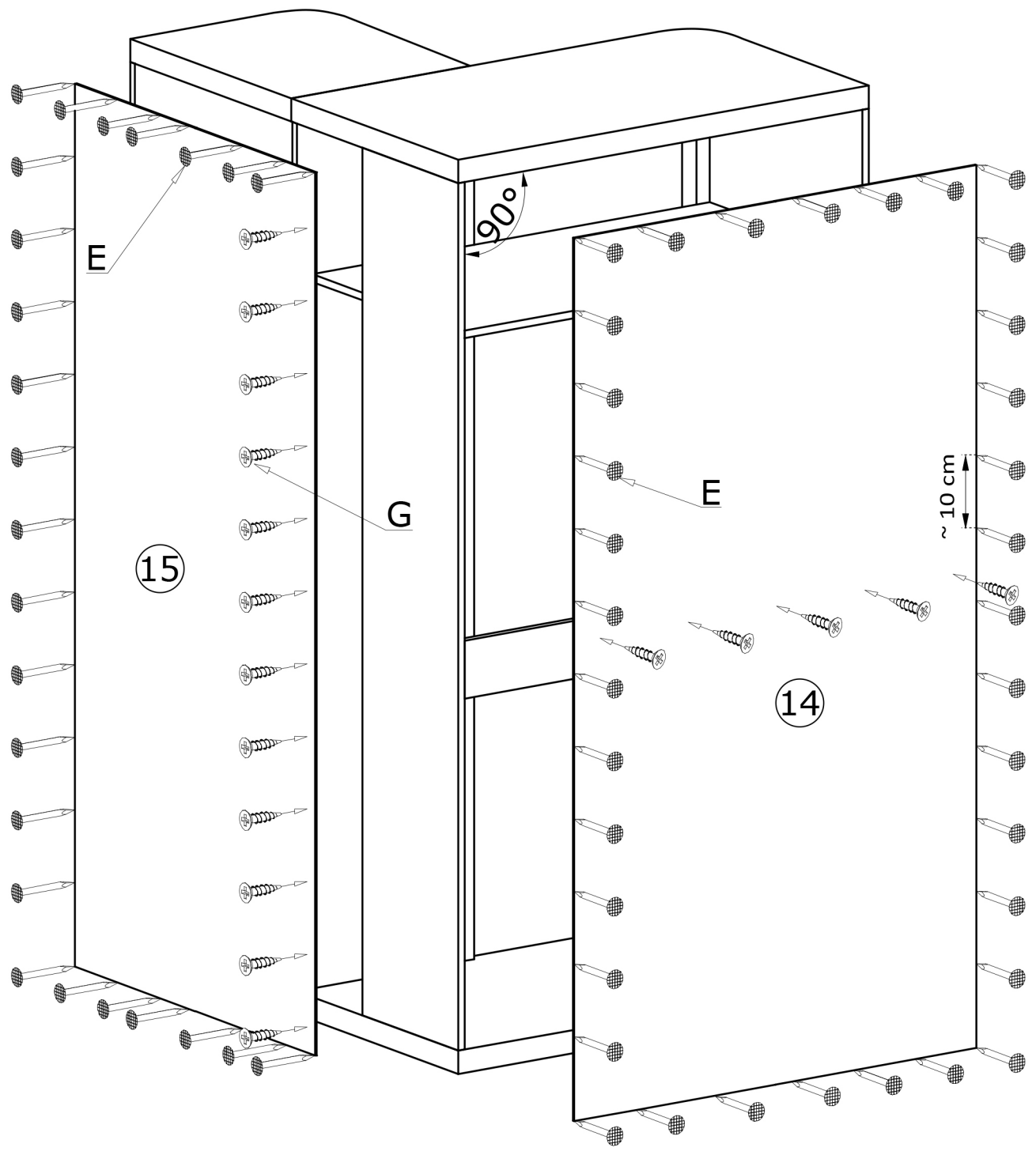


IV



V

100X 


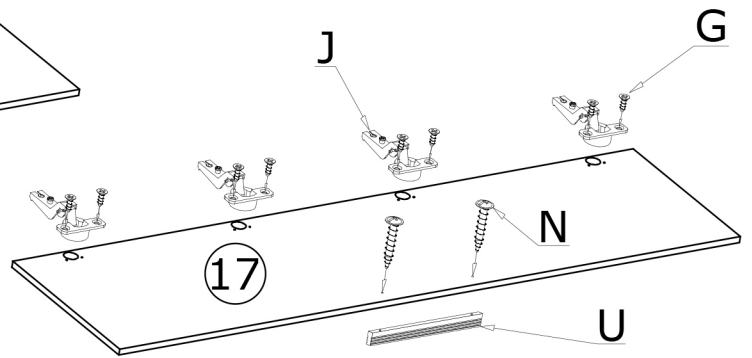
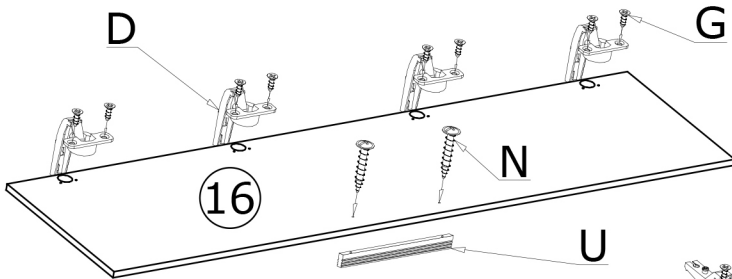
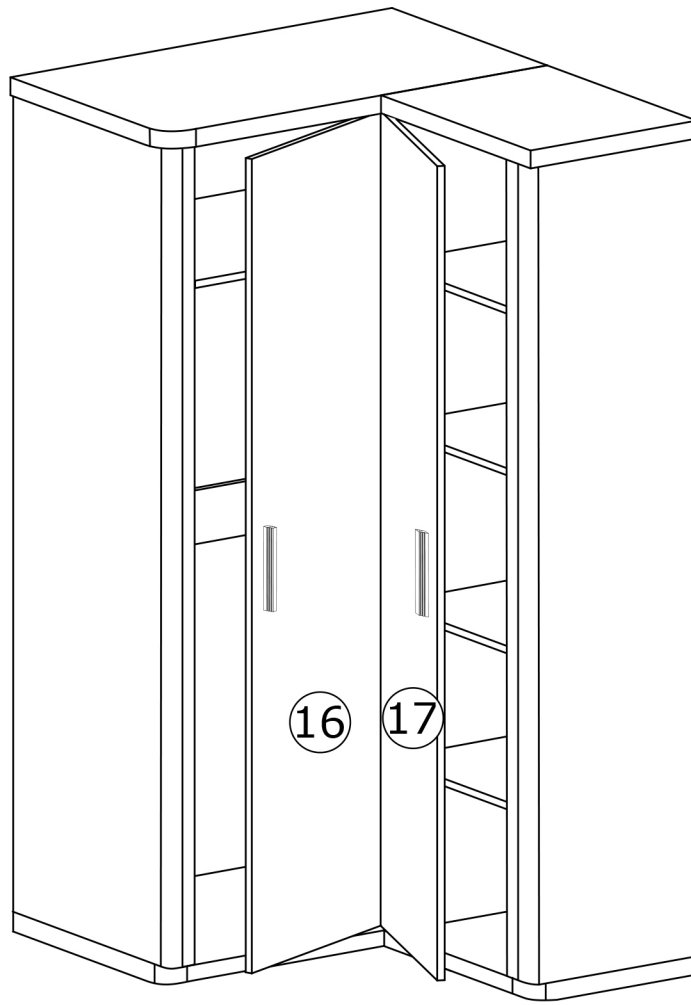


A series of instructional icons labeled A through J:

- A**: Shows a pair of scissors cutting a line on a panel, with an upward arrow indicating the direction of the cut.
- B**: Shows a person walking with a shopping cart, with a speech bubble containing a screw icon, indicating the need to purchase screws.
- C**: Shows a power drill with a hole being drilled into a panel, with the diameter labeled as $\text{Ø}8$.
- D**: Shows two screws being inserted into a panel, with a checkmark indicating correct placement.
- E**: Shows a cabinet with a grid pattern on the back panel, with a checkmark and a sad face with an X over it, indicating that the grid should not be used.
- F**: Shows a close-up of a panel being attached to a cabinet body, with a checkmark indicating correct placement.
- G**: Shows a panel being attached to a cabinet body, with a checkmark indicating correct placement.
- H**: Shows a panel being attached to a cabinet body, with a checkmark and an upward arrow indicating the direction of the panel.
- I**: Shows a panel being attached to a cabinet body, with a checkmark and an upward arrow indicating the direction of the panel.
- J**: Shows a cabinet with a grid pattern on the back panel, with a checkmark indicating correct placement.

Dimensions shown in the icons: 480 mm and 275 mm.

VI



PL

UWAGA!!!

MONTOWANIE USZKODZONYCH ELEMENTÓW POWODUJE UTRATĘ GWARANCJI

UWAGA!!!

MEBEL ZAWIERA ELEMENTY DREWNIANE

W PRZYPADKU REKLAMACJI PROSZĘ PODAĆ NUMER PAKOWACZA ZNAJDUJĄCY SIĘ NA KARTONIE
ODCIĘŃ DREWNA I UKŁAD SŁOI MOGĄ NIEZNACZNIE ODBIEGAĆ
OD PREZENTOWANYCH NA ZDJĘCIACH KATALOGOWYCH

CZ

UPOZORNĚNÍ!!!

MONTÁŽ POŠKOZENÝCH KOMPONENTŮ RUŠÍ PLATNOU ZÁRUKU

UPOZORNĚNÍ!!!

NÁBYTEK OBSAHUJE DŘEVĚNÉ PRVKY

V PŘÍPADĚ REKLAMACE UVEĎTE PROSÍM ČÍSLO BALIČE, KTERÉ NAJDETE NA KRABICI
ODSTÍN A KRESBA DŘEVA SE MOHOU VÝRAZNĚ LIŠIT
OD TĚCH ZOBRAZENÝCH NA KATALOGOVÝCH FOTOGRAFIÍCH

DE

BEACHTUNG!!!

DER EINBAU BESCHÄDIGTER KOMPONENTEN SCHLIESST EINE GÜLTIGE GEWÄHRLEISTUNG AUS

BEACHTUNG!!!

MÖBEL ENTHALTEN HOLZELEMENTE

IM FALL EINER REKLAMATION GEBEN SIE BITTE DIE PAKETNUMMER AN,
DIE SIE AUF DEM KARTON FINDEN
HOLZSCHATTIERUNG UND HOLZZEICHNUNG KÖNNEN UNTERSCHIEDLICH
VON DEN AUF DEN KATALOGFOTOS GEZEIGTEN ABWEICHEN

HR

PAŽNJA!!!

INSTALACIJA OŠTEĆENIH KOMPONENTI ZA POSLJEDICU IMA GUBITAK JAMSTVA

PAŽNJA!!!

NAMJEŠTAJ SADRŽI DRVENE ELEMENT

U SLUČAJU REKLAMACIJE, MOLIMO NAVESTI BROJ PAKIRANJA KOJI SE NALAZI NA KUTIJI
NIJANSA DRVETA I RASPORED GODOVA MOGU MINIMALNO
ODUDARATI OD ONIH NA KATALOŠKIM FOTOGRAFIJAMA

HU

FIGYELEM!!!

SÉRÜLT ALKATRÉSZEK BEÉPÍTÉSE ESETÉN A GARANCIA ÉRVÉNYÉT VESZTI

FIGYELEM!!!

A BÚTOROK FA ELEMÉKET TARTALMAZNAK

REKLAMÁCIÓ ESETÉN KÉRJÜK, ADJA MEG A DOBOZON TALÁLHATÓ CSOMAGOLÁSI SZÁMOT
A FA ÁRNYALATA ÉS A CSOMÓK ELRENDEZÉSE
JELENTŐSEN ELTÉRHET A KATALÓGUSBAN SZEREPLŐ KÉPEKTŐL

SK

UPOZORNENIE!!!

INŠTALÁCIU POŠKODENÝCH KOMPONENTOV SA RUŠÍ ZÁRUKA

UPOZORNENIE!!!

NÁBYTOK OBSAHUJE DREVENÉ PRVKY

V PRÍPADE REKLAMÁCIÍ UVEĎTE ČÍSLO BALENIA NÁJDENÉ NA KRABICI
ODTIEŇ DŘEVA A USPORIADANIE UZLOV
SA MÔŽE VÝRAZNE LIŠIŤ OD KATALÓGOVÝCH OBRÁZKOV

SR

PAŽNJA!!!

MONTAŽA OŠTEĆENIH DELOVA DOVODI DO GUBITKA GARANCIJE

PAŽNJA!!!

NAMEŠTAJ SADRŽI DRVENE DELOVE

U SLUČAJU REKLAMACIJA MOLIMO DA DOSTAVITE PAKER BROJ KOJI SE NALAZI NA KARTONU
NIJANSA BOJE DRVETA I RASPORED SLOJEVA MOGU NEZNATNO
DA SE RAZLIKUJU OD PREZENTOVANIH NA SLIKAMA U KATALOGU